



Engine	Cummins QSL
Rated Power	214 kW (287 hp/291 ps) @ 2,100 rpm
Net Power	202 kW (271 hp/275 ps) @ 2,100 rpm
Maximum Digging Depth	7,169 mm
Standard Bucket Capacity	2.1 m ³
Operating Weight	42,000 kg

942E EXCAVATOR

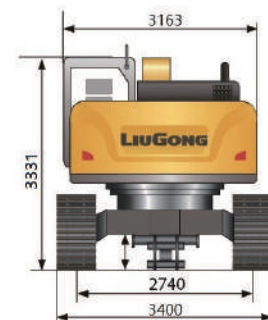
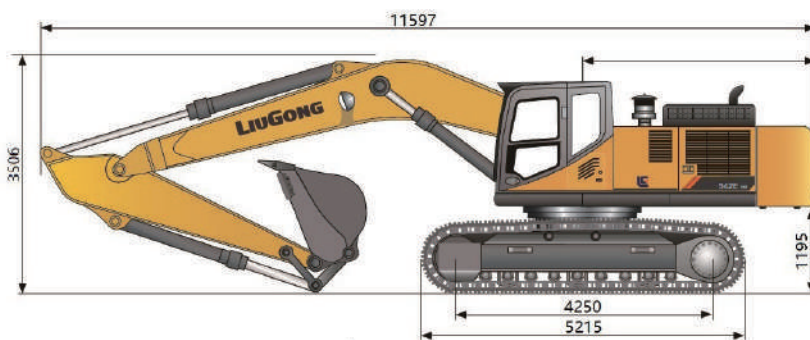
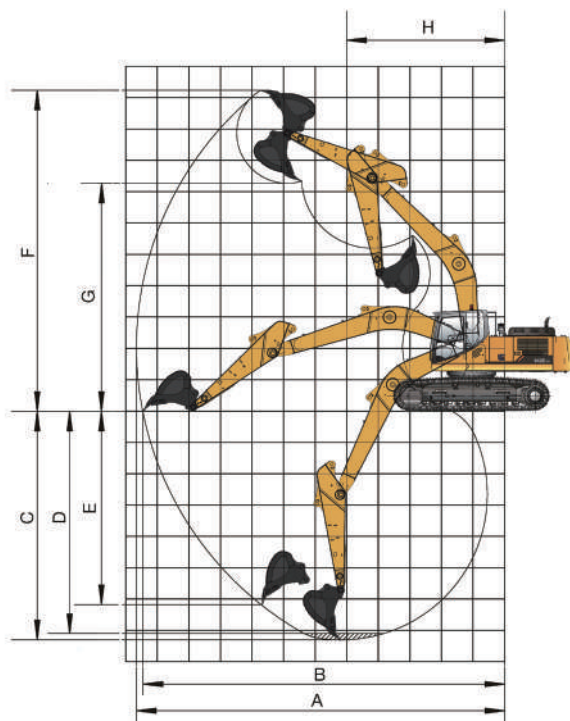
942E SPECIFICATIONS >>>

ENGINE

Emission Regulation	Tier3 / Stage IIIA
Make	Cummins
Model	QSL
Rated Power	214 kW (287 hp/291 ps) @ 2,100 rpm
Net Power	202 kW (271 hp/275 ps) @ 2,100 rpm
Peak Torque	1,343 N·m @ 1,600 rpm
Number of Cylinders	6
Displacement	8.9 L

UNDERCARRIAGE

Shoe Width	600 mm
Number of Shoes per Side	50
Number of Upper Rollers per Side	2
Number of Bottom Rollers per Side	9



Unit: mm

BOOM & ARM

Boom Length	6,400 mm
Arm Length	2,900 mm

BUCKET PERFORMANCE

Std. Bucket Heaped Capacity (Referenced)	2.1 m ³
Min. Heaped Capacity of Bucket Options	2.1 m ³
Max. Heaped Capacity of Bucket Options	2.4 m ³

TRACK DRIVE

Maximum Travel Speed	5.4 km/h
Drawbar Pull	350 kN

SERVICE CAPACITIES

Fuel Tank	620 L
Engine Oil	30 L
Cooling System	37 L
Hydraulic Reservoir	240 L
Hydraulic System Total	450 L

HYDRAULIC SYSTEM

Main Pumps Total Flow	2x351 L/min
Relief Pressure, main	34.3 MPa
Relief Pressure, boost	37.3 MPa

SWING SYSTEM

Swing Speed	9.8 rpm
-------------	---------

WORKING RANGE

A. Max. Digging Reach	10,760 mm
B. Max. Digging Reach on Ground	10,540 mm
C. Max. Digging Depth	7,169 mm
D. Max. Digging Depth, 2.44 m (8') level	6,855 mm
E. Max. Vertical Wall Digging Depth	4,226 mm
F. Max. Cutting Height	10,470 mm
G. Max. Dumping Height	7,190 mm
H. Min. Front Swing Radius	4,530 mm
Bucket Digging Force (ISO)	280 kN
Arm Digging Force (ISO)	227 kN

Guangxi Liugong Machinery Co., Ltd.

No. 1 Liutai Road, Liuzhou, Guangxi 545007, LiuGong
 .. +(374) 98 90 90 97 | +(374) 10 43 44 77 | email: specmashllc@mail.ru | specmash.am

05/2021 Designed by LiuGong

Specifications and designs are subject to change without notice. Machines shown may include optional equipment. LiuGong standard and optional equipment may vary from region to region. Please consult your LiuGong dealer for information specific to your area. Engine power kW is converted to horsepower (1 kW=1.3596 ps and 1 kW=1.3410 hp) in this file.